

How to disable Dashboard (Overview)

[Version 1]

Hazel

[17-8-2017]



QNE
SOFTWARE

QNE TIPS

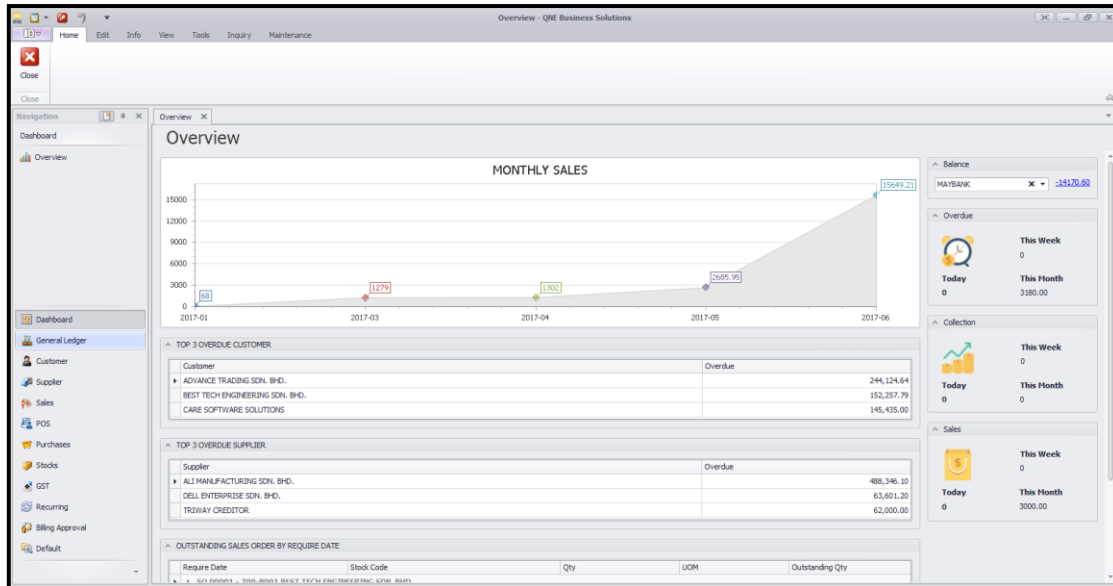
Product : QNE Optimum

Version: 1.00

Doc No : 1

Page No: 2 of 3

SCENARIO



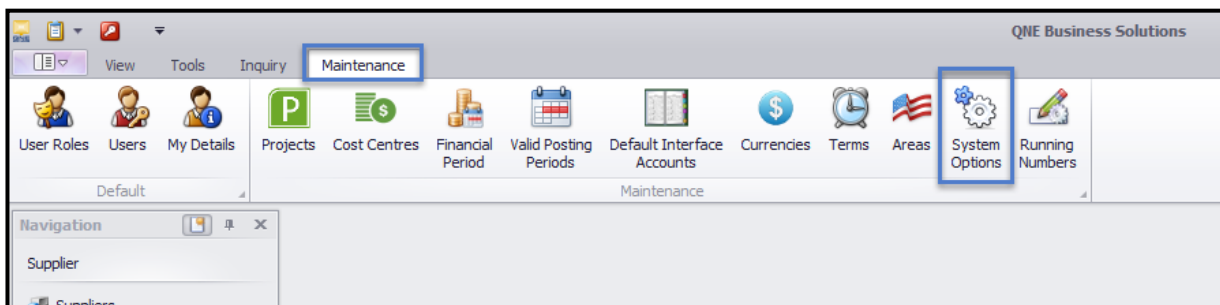
*This Dashboard (Overview) has been added since 2017.2.x.x (Stable version) and 2017.3.x.x (DEV version)


But some customer concern on how to disable this overview screen since they not really need information based on here.

SOLUTION

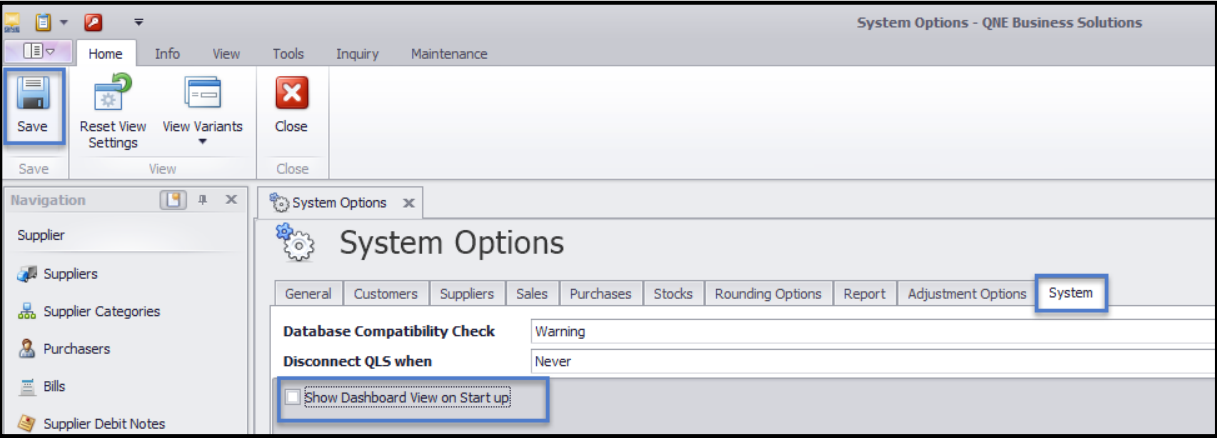
How to disable:

1. Go to Maintenance > system option



	QNE TIPS	
	Product : QNE Optimum	Version: 1.00
	Doc No : 1	Page No: 3 of 3

2. System > “Untick” Show Dashboard View on Start Up > Save



3. Re-login to QNE system

*Dashboard no longer there 😊

