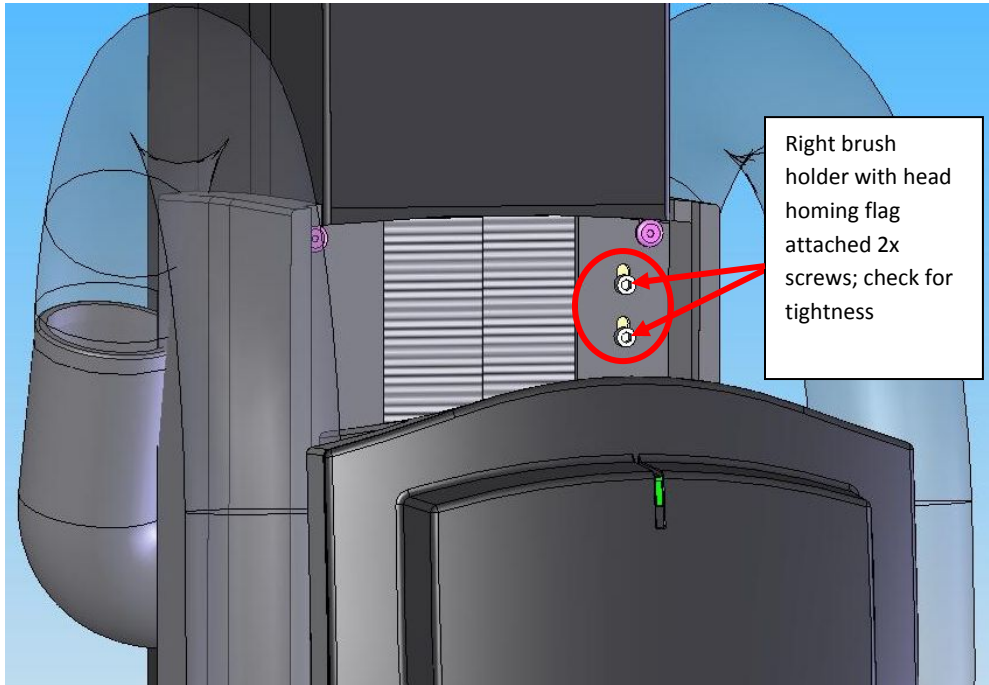



APR-5000 HEAD HOMING SENSOR AND FLAG INSPECTION

1. Make sure brush holder and metal flag are in place. Check 2x screws for metal flag are tight. Carefully feel around brush and check if metal flag noticeably bent.




2. Visually inspect head sensor



GO TO NEXT PAGE

Shine a light inside and inspect U-shaped head home sensor for breakage or cracking. There is one on each side of head mount but the one on 'left' looking IN from rear panel is the head homing sensor.



TOP VIEW OF U-SHAPED SENSOR

